



**CITIZENS' OVERSIGHT
COMMITTEE MEETING
NOTICE AND AGENDA**

May 27, 2019, 6:30 PM

**Teleconference call only due to
COVID-19 Stay at Home Restrictions
To join the meeting by phone dial +1 323-920-8237 PIN: 489 721 903#**

- I. Call to Order**
- II. Public comment**
- III. Approval of the April 2020 Meeting Minutes**
- IV. Review of TT related Board Reports**
 - **BR1491-F**
 - **BR1493-F**
 - **BR1494-F**
 - **BR1495-F**
- V. Board of Education COC Liaison Report**
 - **Measure TT Central Administration Expenditures – Multiyear through 2018**
 - **Measure TT Central Administration Expenditures – 2019-20 – Budget and Project Expenditures**
- VI. Facilities Reports**
- VII. Next meeting date: June 24, 2020**
- VIII. Adjournment**



Pasadena Unified School District (PUSD)
CITIZENS' OVERSIGHT COMMITTEE (COC) MEETING
Minutes of Meeting held on April 22, 2020

Meeting was held remotely with Google Meet

- I. Meeting called to order 6:40pm
 - a. Present: John Robinson, Stephen Aquino, Amelia Bradford, David Bell, Nelson Cayabyab, Kim Kenne, Miguel Perez, Dr. Leslie Barnes
- II. Public comments
 - a. Ruth Ann – PALS Pasadena Adult Learning Skills program is moving to the Wilson campus. This was supposed to be discussed at the Safety meeting in April but the meeting was canceled. Requested information about the status of this move.
 - b. Laura Hackett – Will McKinley and Willard be ready for the special needs students for the return to school in August? Kim advised that this should be asked at the school board meeting.
- III. Approval of February 2020 meeting minutes
 - a. Approved unanimously
- IV. Review of TT related Board Reports
 - a. 1485F the hourly rate has increased to even out the rate for all project managers. Sarkis Maissian is the construction manager. John asked if we need all three PM's. The three project managers are working on Construction, Inspections and Closing out DSA certifications. They might not be fully utilized even though the BR is covering a full year for 40 hours a week.
 - b. 1486F increasing hourly rate for project manager. Donald Blayney is the Inspector Of Record (IOR) for Measure TT projects.
 - c. 1487F Ned Khachikian is the Project Manager working on closing out un-certified projects for DSA. – John requesting list of un-certified projects that Ned will be working on. Group questioned projects are billed that are non-Measure TT. Dr. Barnes indicated that any non-Measure TT projects that are not closed out that need to be closed out in advance of the Measure TT project will be charged to Measure TT. Miguel said that if possible, will report back on how much time he has worked on each project (most unlikely because there is no track of the hours used for each project). If projects are not measure TT, they need to be charged to the general fund.

- d. 1488F –
 - i. Item 6 request for an increase to rough up the concrete. The original job wasn't done to the satisfaction of the inspector.
 - ii. Item 8 regarding the water heater pad needing a new slab.
 - iii. Item 36 providing temporary trailer being provided for the contractors/inspector's office. This should be covered in the agreement with the contractor. Miguel indicates that the purpose might have been listed incorrectly.
 - iv. Item 40 8-L Brackets on the water heater seems excessive unless it is a very large unit. Miguel indicates that the width is approx. 5' across.
 - v. Only 14 of the 51 items have back up information and is likely not included in the board package for tomorrow's meeting. Miguel will request the information.
 - vi. Change order for the PHS Gym is in addition to the committed money.
- e. 1489F – BR requests to reject bids for PHS Modernization because they are not within the budget. The contractors probably didn't review the scope of work appropriately.
- f. 1490F – Consolidated Budget Status By Fund doesn't match the BR. Kim indicates that the People Soft report shows unencumbered amount and we are not paying the full retention. Miguel will check the account.

V. Board of Education COC Liaison Report

- a. Difference in \$1.15M in budgeted amounts. Sometimes there is a slight delay between the 2 accounting programs. Major cause of discrepancies are Blair middle school \$660k, PHS Track \$860k and PHS & Hamilton are smaller discrepancies. Kim Kenne asked why these haven't been cleaned up already. Miguel indicated the items to reconcile is extensive but that the team is working on this. But due to the personnel reduction, now just one accountant, and the large number (2000+) of items to be reconciled, this might take more than a year to complete.

VI. Facilities Reports

- a. Update on Measure TT Board Reports approved by PUSD 3/26/20
 - i. Multiple reports were approved by the PUSD Board last month prior to the COC reviewing the reports due to March's meeting cancelation; 1480, 1481 and 1482.
 - ii. 1482F – PHS Chiller award was approved last month. John asked if only one bid was received for this project. Staff indicated that there are three pre-approved Contractors and facilities staff indicated that this Contractor was the only one to provide a proposal/bid. Budget Report lists \$1.44M to make available for the PHS chiller. Where is the rest of the money coming from to pay full \$3.6M? Are there additional soft costs that are not listed here that will make the product budget greater

than \$3.6M? Facilities plans to utilize funds from other Measure TT projects with remaining funds that are being closed, canceled or completed.

- b. Confirming BR 1483 and 1484 were awarded without Measure TT funds. Facilities staff confirmed these items are being paid for by Measure Y funds.
 - c. Consolidated Budget Status by Fund – Washington Accelerated Elementary School is showing that is allocated to Measure Y. It was also listed on the February Consolidated Budget Status by Fund report as well. Miguel will look into this.
 - d. Review facilities Construction Status Report – Non-measure TT fund projects were included. Additional projects are grant funded and are active/recently completed facilities projects.
 - e. Pictures of Facilities Department Partial Active Projects.
- VII. Next Meeting date: May 27th 6:30pm
- VIII. Adjournment 8:03pm

**BOARD OF EDUCATION
PASADENA UNIFIED SCHOOL DISTRICT
PASADENA, CALIFORNIA**

Topic: APPROVAL TO REQUEST FOR QUALIFICATION (RFQ) FOR SYNTHETIC TURF REPLACEMENT AT PASADENA HIGH SCHOOL AND JOHN MUIR HIGH SCHOOL

RECOMMENDATION: The Governing Board of the Pasadena Unified School District approves staff to proceed with the RFQ process for determining qualified synthetic turf vendors for the future removal and replacement of existing synthetic turf fields at John Muir and Pasadena High Schools.

Anticipated Effect on Student Outcomes: Provides improvements to school facilities in support of 21st Century learning environments.

I. BACKGROUND

In 2009, two High School Football fields were improved, by replacing the existing natural grass fields to synthetic turf fields. The life expectancy of the synthetic field is 10 years. The fields are at the end of their useful life, no longer able to meet safe standards for a safe playing surface.

II. STAFF ANALYSIS

District staff recommends approving the Request for Qualifications for a Synthetic turf vendor for the future removal and replacement of the two fields, one at John Muir High School and one at Pasadena High School.

Attachment: Request for Qualifications (RFQ) John Muir High School and Pasadena High School Turf Replacement

III. FISCAL IMPACT

The estimated cost per field removal and replacement is \$600,000.00 - \$750,000.00. Funding will be supplemented from the following 3 funding strings: Developer's fees, Measure Y, and Measure TT. Staff will request for board approval on the acceptance of bid and at that time the board report will have the exact cost and break down of cost per funding string.

Pasadena Unified School District

Board of Education Agenda: May 28, 2020

Prepared by: Nelson Cayabyab
Nelson M. Cayabyab, Chief Facilities Officer

Funding Title/Codes:

Names: Developer Fees, Measure Y, Measure TT:

Strings: 25.0-92500.0-00000-85000-6275-0820000
25.0-92500.0-00000-85000-6275-0840000,
21.0-92100.0-00000-85000-6275-0820000,
21.0-92100.0-00000-85000-6275-0840000,
21.1-95005.0-00000-85000-6275-0820000,
21.1-95005.0-00000-85000-6275-0840000

Approved:

Brian O. McDonald, Ed.D.

Superintendent

Originator: Nelson Cayabyab, Chief Facilities Officer

Request for Qualifications (RFQ)

John Muir High School and Pasadena High School Turf Replacement RFQ

Requesting Qualified Responders

Submittal of Qualifications for Synthetic Turf companies will be received until 2:00 PM on June 15, 2020 for furnishing the required information to be considered for an invitation to bid the removal and replacement of the existing turf fields at John Muir and Pasadena High Schools. Submitted qualifications will be opened, then reviewed internally by a committee and evaluated based on the criteria outlined within the specifications. All submitted qualifications must be sealed and marked as follows:

Request for Qualifications
(RFQ) JMHS and PHS Turf
Replacement RFQ

It is the responsibility of the contractor to ensure timely delivery of the submitted qualifications. Any submitted qualifications received after the said closing time will not be considered for the opportunity to be invited to bid the removal and replacement of 2 High School Athletic Field turf projects at Pasadena Unified School District. Electronic or facsimile submitted qualifications will not be considered. Incomplete or unsigned will be considered non-responsive and will be rejected.

Pasadena Unified School District is considering the replacement of two athletic fields, one at John Muir High School and one at Pasadena High School, inviting synthetic turf companies to provide information about their company and product. To be considered for an invitation to bid, a list of qualifications are to be submitted, based on the requested information, as follows:

Company info:

Company Name:

Headquarter Address:

California Sales Rep:

Years in Business:

Member of a Synthetic Field Association: STC; ASGI; STMA

Fields Installed: Quantity and the oldest installed field, still in play (See sheet requesting info)

Fiber Material Manufacturing: Self or Third Party Manufactured

Infill Material Manufacturing: Self or Third Party Manufactured

Demolition/Installation Labor: In-house or sub contracted

Government Material Purchasing CMAS: Y/N

Piggyback Contract in California: Y/N, if Yes, What School District

Warranty: How Many Years Standard for Labor and Materials

Vendor must confirm ability to meet listed Fiber Minimum Requirements 2" - 2 ½" height:

A. The following represents minimum fiber weights and adjustments may be required depending upon the exact product configuration:

<u>Item</u>	<u>ASTM</u>	<u>Property</u>	<u>Minimum Specifications</u>
1.	D418	Pile Weight (Slit Film)	20 oz. /sq. yard
2.	D418	Pile Weight (Monofilament)	20 oz. /sq. yard
3.	D418	Pile Weight (Total)	40 oz. /sq. yard
4.	D418	Primary Backing	8 oz. /sq. yard total
5.	D418	Back Coating	20 oz. /sq. yard
6.	D418	Total Weight	68 oz. /sq. yard
7.	D418	Pile Height	2.0" Minimum
8.	D1335	Tuft Bind (without infill)	8 lbs.
9.	D1682	Grab/Tear Strength	200 lbs.
10.	D2859	Pill Burn Test	Pass

B. The pile fibers shall be 100% polyethylene athletic quality yarn designed specifically for outdoor use and stabilized to resist the effects of ultra-violet degradation, heat, wear, water and airborne pollution. They shall include a uniform blend of both long parallel slit film and monofilament fibers. The coating and backing materials shall assure suitable tuft bind strength, dimensional stability, and long-term wearing properties.

C. Fiber shall be certified to have less than 50 ppm or less of lead from both the fiber supplier and the turf vendor.

D. The monofilament fiber shall meet the following requirements:

<u>Item</u>	<u>ASTM</u>	<u>Property</u>	<u>Minimum Specifications</u>
1.	D1577	Yarn Denier / Ply	10,000 / 6
2.	D1577	Base Filament Thickness	110 U Micron
3.	D2256	Yarn Breaking Strength	20 lbs.
4.	D2256	Yarn Elongation to Break	50%
5.	D789	Yarn Melting Point	240° F.

E. The long parallel slit film fiber shall meet the following requirements:

<u>Item</u>	<u>ASTM</u>	<u>Property</u>	<u>Minimum Specifications</u>
1.	D1577	Yarn Denier / Ply	5,000 / 1
2.	D1577	Base Filament Thickness	100 U Micron
3.	D2256	Yarn Breaking Strength	20 lbs.
4.	D2256	Yarn Elongation to Break	50%
5.	D789	Yarn Melting Point	240° F.

Vendor must confirm ability to meet listed Infill specifications: 100% SBR infill

A. Coated SBR Infill: Cushion Fall Sport consisting of color encapsulated crumb rubber.

1. The rubber shall consist of SBR rubber granules in the synthetic turf manufacturer's designated proportion, installed as per the approved manufacturer's recommended installation system.

2. The Crumb Rubber Infill (CRI) material used prior to encapsulation shall be derived from North American manufactured automotive or truck tires. Tires more than 10 years old from the date of production are not allowed. The Crumb Rubber shall have a specific gravity range from 1.1 minimum to 1.2 minimum as determined by ASTM D297.

3. The colorant is a dual coating process of a non-chromatic color applied utilizing a cross linkable topcoat coating technology to achieve long term durability of the SBR rubber. Colorant must be UV-resistant and free of heavy metals. The encapsulation system/process shall be as per Cushion Fall Sport (302) 897-5381 or approved equal and must be warranted by the manufacturer for a period of no less than 8 years. Color

to

be Green.

Standard Sieve/Size	% Retained
2.0– 1.5 mm	0% - 10%
1.5 – 1.0 mm	10% - 30%
1.0 – 0.5 mm	40% - 80%
0.5 – 0.0 mm	0% - 10%

Regardless of source or type, infill rubber shall be certified to have less than 50 ppm or less of lead from both the supplier and the turf vendor.

Synthetic Turf Product Form

Synthetic Turf Product: _____

Turf Product Type: _____

Infill System: _____

Oldest field still in use that meets performance and safety standards

Field: _____ Date Installed: _____

Owner Representative: _____

____ Phone: _____

Product Testing

ASTM Test Method	Test Description	Unit(s)	Test Result
D-5823	Pile Height (Nominal)	In.	
D-5848	Face Weight	Oz/yd.	
D-5848	Total Fabric Weight	Oz/yd.	
D-5848	Primary Backing Weight	Oz/yd.	
D-5848	Secondary Coating Weight	Oz/yd.	
D-1335	Tuft Bind	Lbs.	
D-2256	Grab Tear Strength Average	Lbs.	
D-2765	Lead Content	Ppm	
D-1577	Total Yarn Linear Density (Yarn 1)	Denier	
D5034	Tensile Strength	Lbs.	
D-5793	Stitch Rate	Per 3"	

D5793	Machine Gauge	In.	
F-1551	Water Permeability w/ infill	in/Hr.	
D-3218	Fiber Thickness	Microns	

Authorized Signature:

Printed Name and Title/Date:

Submit Qualifications Package to:

Pasadena Unified School District, Procurement Department

Attn: Ilene Mehrez, Procurement & Contracts Supervisor

351 S. Hudson Ave. Room No. 102

Pasadena, CA. 91109

**BOARD OF EDUCATION
PASADENA UNIFIED SCHOOL DISTRICT
PASADENA, CALIFORNIA**

Topic: APPROVAL TO AMEND AND INCREASE CONTRACT PAA 75-4 WITH FLEWELLING & MOODY ARCHITECTS FOR THE PASADENA HIGH SCHOOL RENOVATION OF EXISTING BUILDINGS R, S AND T

RECOMMENDATION: The Governing Board of the Pasadena Unified School District approves the increase to contract PAA 75-4 with Flewelling & Moody architects in the amount not to exceed \$27,258.19 for processing of board approved change order No. 3 with the Nazerian Group.

Anticipated Effect on Student Outcomes: Provides improvements to school facilities in support of 21st Century learning environments.

I. BACKGROUND

On November 24, 2009 the Board of Education approved the Project Assignment Agreement 75-4 for Pasadena High School with Flewelling & Moody in the amount of \$859,822.00. Additionally, there have been 11 amendments for fee increases in the total amount of \$957,652.75 approved by the Board. At this time, Flewelling & Moody is requesting additional fees for construction administration costs related to the Nazerian Group's Construction change order number 3 Board approved on April 23, 2020 per BR 1488-F.

II. STAFF ANALYSIS

District staff recommends approving the amendment to increase Flewelling & Moody Architects contract in the amount of \$27,258.19 for additional compensation for design services based upon the approved change order No. 3 for the Nazerian Group, contractor for the Pasadena High School Phase I Gymnasium and Locker Room Buildings Modernization project. Pursuant to Exhibit "B" Additional Services, Item No. 15 of Master Agreement for Architectural Services, Flewelling & Moody submitted the attached fee proposal for processing of the change order. The net billable amount for the change order #3 is higher than the actual change order amount due to credits from value engineering process which reduced overall change order #3 amount.

Attachment: Flewelling & Moody additional service request.

III. FISCAL IMPACT

The contract price will increase by an amount not to exceed \$27,258.19; funds are available in the PHS Modernization Gymnasium Complex 02a Project Measure TT account, resulting in the new balance of \$12,743.06 in said account as of May 15, 2020.

Pasadena Unified School District
Board of Education Agenda: May 28, 2020
Submitted by: Nelson Cayabyab
Nelson Cayabyab, Chief Facilities Officer

Funding title / code:

Name: PHS Modernization Gymnasium Complex 02a

String: 21.1-95075.0-00000-85000-6210-0840000

Approved:

Brian O. McDonald, Ed.D. Superintendent

Originator: Nelson Cayabyab, Chief Facilities Officer

May 28, 2020

815 Colorado Blvd
Suite 200
Los Angeles, CA 90041
323 . 543 . 8300
flewelling-moody.com



April 7, 2020

Mr. Nelson Cayabyab
Chief Facilities Officer
Pasadena Unified School District
740 West Woodbury
Pasadena, CA 91103

RE: Additional Service Request – Change Order #3
Pasadena High School – Phase I
Gymnasium and Locker Room Buildings Modernization

Dear Mr. Cayabyab,

Pursuant to Exhibit “B” Additional Services, Item no. 15 of Master Agreement for Architectural Services, we request additional compensation for the approved Change Order #3 for the above project. This PO adjustment request is for an amount of \$27,258.19 for processing of Change Order #3.

Please find attached copies of Board-approved Change Order #3 for The Nazerian Group.

CO #3 Total Amount:	\$340,221.36
CO #3 Net Billable Amount:	\$340,727.48

The net billable amount for change order #3 is higher than the actual change order amount due to credits from value engineering process which reduced overall change order #3 amount. Attached is F&M accounting calculation for your reference.

Thank you for your assistance,

Sincerely,
Flewelling & Moody

Sam Sahand, Architect
Senior Project Manager

**Flewelling & Moody
Fee Calculation**

Change Order #3	\$340,727.48	
	<u>Construction Cost</u>	<u>Fee</u>
8.0 % of	\$340,727.48	\$27,258.19
	<u>\$340,727.48</u>	<u>\$27,258.19</u>
	A/E FEE	\$27,258.19

**BOARD OF EDUCATION
PASADENA UNIFIED SCHOOL DISTRICT
PASADENA, CALIFORNIA**

Topic: APPROVAL OF CHANGE ORDER NO. 1 AND ACCEPT AS COMPLETE
CUPCCA BID NO. C02-19-20 HAMILTON ES INSTALLATION OF 3 PORTABLE
BUILDINGS PROJECT

RECOMMENDATION: The Governing Board of the Pasadena Unified School District approves to Change Order No. 1 and accepts as complete CUPCCA Bid No. C02-19-20 Hamilton ES installation of 3 portable buildings project.

Anticipated Effect on Student Outcomes: The project provides improvements to school facilities in support of 21st Century learning environments.

I. BACKGROUND

On January 24, 2020 the District issued a Notice of Award to Shenk Developers for the CUPCCA Bid # C02-19/20 Hamilton ES Installation of 3 Portable Buildings in the amount not to exceed \$175,000.00 (One Hundred Seventy-five Thousand dollars and zero cents).

II. STAFF ANALYSIS

District staff recommends approval of Change Order No. 1 in the amount not to exceed \$15,700.00 and has determined that all of the work for the installation of 3 portable buildings has been performed and recommends that the Board of Education accept the work done by Shenk Developers as complete. The Board is requested to authorize Facilities staff to file a Notice of Completion with the County Clerk's office for the completion.

Attachment: Shenk Developers Change Order No. 1

III. FISCAL IMPACT

Funds in the amount not to exceed \$15,700.00 are available in the Hamilton Elementary School Modernization MPR/Café Project account resulting in the new balance of \$251.34 in said account as of May 13, 2020.

Pasadena Unified School District
Board of Education Agenda: May 28, 2020
Submitted by: Nelson Cayabyab
Nelson Cayabyab, Chief Facilities Officer

Funding title / code:

Name: Hamilton Elementary School Modernization MPR/Café Project
String: 21.1-95071.0-00000-85000-6275-0260000

Approved:

Brian O. McDonald, Ed.D.
Superintendent

Originated by: Sam Maissian, Project Manager

CHANGE ORDER

Distribution to:

OWNER: ■ Pasadena Unified S.D.
ARCHITECT: ■ Scott Gaudineer
Flewelling & Moody
CONTRACTOR: ■ Shenk Developers
INSPECTOR: ■ Ned Khachikian

**PROJECT: Relocation of three (3) Modular Classroom Buildings at
Hamilton ES**

2089 Rose Villa Street
Pasadena, CA 91107

Change Order No.....1

Date: April 15, 2020

District's Project No: 02-19/20

Architect's Project No: 2335.700

DSA Application No: 03-120133

DSA File No: 19-80

Contract Date: February 5, 2020

TO CONTRACTOR

Shenk Developers
210 N. Central Avenue, Suite 225
Glendale, CA 91203


**You are directed to make the following changes in this Contract as described in
'ATTACHMENT 'A' on the attached pages for each item description of changes.**

Not valid until signed by the Owner, Architect and Contractor. Signature of the Contractor indicates his agreement herewith, including any adjustment in Contract Sum or Contract Time.

The original Contract Sum:	\$ 175,000.00
Original Allowance in Base Contract is:	\$ 7,500.00
Net Change by previously authorized Change Orders:	\$.00
The Contract Sum prior to this Change Order was:	\$ 175,000.00
Amount used in the Allowance:	\$ 7,500.00
The Contract Sum will be <u>increased</u> by this Change Order amount:	\$ 15,700.00
The new Contract Sum amount is:	\$ 190,700.00
The Contract Time will be <u>increased</u> by [0] Days per this Change Order.	

ARCHITECT

Flewelling & Moody
815 Colorado Blvd., Suite 200
Los Angeles, CA. 90041



(Signature)

BY Scott Gaudineer, C-14211

DATE 05/06/2020

CONTRACTOR

Shenk Developers
210 N. Central Ave., Ste. 225
Glendale, CA 91203


(Signature)

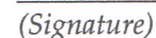
BY N. VORPRIAN

DATE 5/5/2020

Authorized:

OWNER

Pasadena Unified School Dist.
351 South Hudson Avenue
Pasadena, CA 91109


(Signature)

BY Mr. Nelson Cayabyab

DATE _____

HAMILTON ELEMENTARY SCHOOL**Relocation of three Modular Classroom Buildings DSA 03-120133 (F&M# 2335.700)****CHANGE ORDER #1****ATTACHMENT 'A'****Item 1**

Description: Remove and dispose of furniture (chairs, desks, and books) from 3 relocatable classrooms on site. ADD \$3,392.00
(Reference: COR #1)

Requested by: District

Reason: Buildings were relocated from original site with old furniture that required disposal.

Item 2

Description: Supply and install 3 switchbacks and ramps as per RFI #1. ADD \$17,299.00
(Reference: RFI #1 and COR #2R)

Requested by: District

Reason: Existing site conditions required additional ramp extensions.

Item 3

Description: Excavate dirt and concrete encasement to expose three (3) 2" conduits in building 'G' as additional work. ADD \$2,509.00
(Referenced: COR #3)

Requested by: District

Reason: Existing field conditions required additional excavation and conduit routing.

CHANGE ORDER AMOUNT	\$23,200.00
ALLOWANCE DECREASE	\$ 7,500.00

TOTAL CHANGE ORDER AMOUNT: \$15,700.00

Time extension added to the contract: ' 0 ' Days

SCHOOL NAME HAMILTON E.S.
PROJECT NAME INSTALLATION OF 3 PORTABLES
DISTRICT NAME PASADENA UNIFIED SCHOOL DISTRICT

Change Order Proposal

COP#: 02R

Bid # C02-19/20
Architect: FLEWELLING & MOODY
Project Manager: CHRIS ZAZIRSKI
Contractor: SHENK DEVELOPERS

Date: 3/5/2020

RFI #: 1

CCD #:

REVISED

DESCRIPTION: SUPPLY & INSTALL 3 SWITCHBACKS & RAMPS AS PER
RFI # 2 AND THE ATTACHED SKETCH

(Contractor to provide detailed narrative of Change Order Request work, attach additional pages as required)

Subcontractor Costs (used when work is subcontracted)

Company	Description	Material	Labor	Totals
HN CONSTRUCTION SERVICES				

PLEASE FIND ATTACHED OUR SUB-CONTRACTOR'S
REVISED QUOTATION FOR THE ABOVE WORKS. \$16,000

Subtotals \$16,000

Subcontractor OH and Profit (see GC's for %'s) INCLUDED

Subcontractor Subtotal \$16,000

Contractor OH and Profit (see GC's for 6%'s) \$ 960

Subcontractor Total + Contractor Mark-up (Line 1) \$16,960

Contractor Costs (used when work is self-performed)

Contractor	Description	Material	Labor	Totals

Subtotals \$16,960

Contractor OH and Profit (15%)

Contractor Total + Contractor Mark-up (Line 2) \$16,960

Bonding 2% (Line 3) \$ 339

TOTAL COSTS FOR COP: ADD \$17,299
(Line 1 + Line 2 + Line 3)

TOTAL TIME FOR COP: NONE

CONTRACTOR: SHENK DEVELOPERS

Submitted by: V. Maghna

Date: 3/5/2020

2/3

HN CONSTRUCTION SERVICES

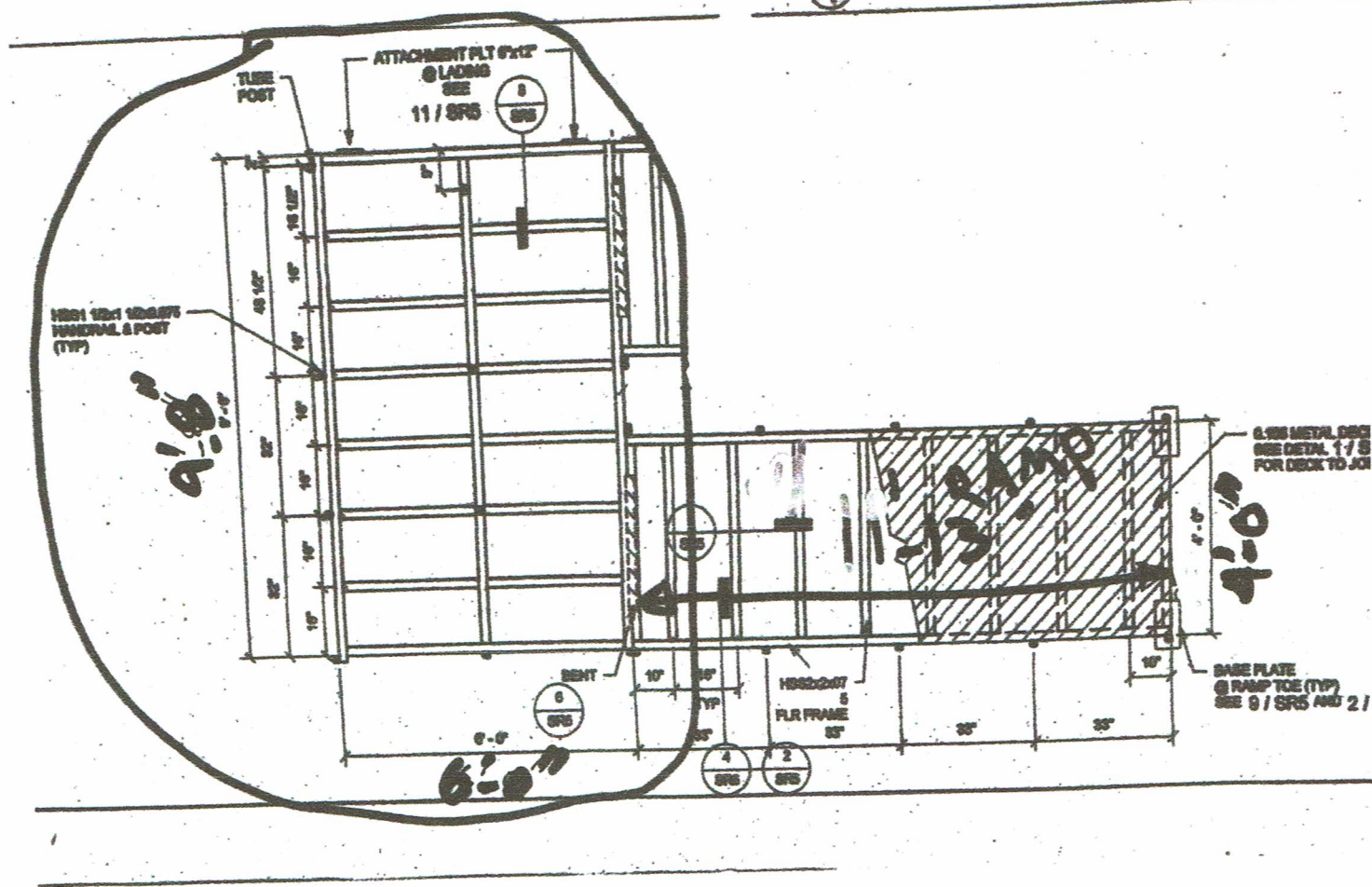
6676 Palo Verde Place
Rancho Cucamonga, CA 91739

Estimate

Date	Estimate #
2/21/2020	4259

Name / Address
Shenk Developers

Project			
Description	Qty	Rate	Total
Hamilton ES Pasadena to Supply 3 Switchbacks , transportation , and installed landing 6x9'-8" and 3 ramps 11', 12', and 13 feet long	3	5,600.00 0.00	16,800.00 0.00
Total			\$16,000 OK \$16,800.00



SWITCHBACK & RAMP FOR HAMILTON ES 3 PORTABLES



Portable's Original Condition (Ramp doesn't end at ground level)



Portable's with proper ramp (Ramp ends at ground level)

SCHOOL NAME HAMILTON E.S.
PROJECT NAME INSTALLATION OF 3 PORTABLES
DISTRICT NAME PASADENA UNIFIED SCHOOL DISTRICT

Change Order Proposal

COP#: 01

Bid # C02 - 19/20
Architect: FLEWELLING & MOODY
Project Manager: CHRIS ZAZIRSKY
Contractor: SHENK DEVELOPERS

Date: 2/19/2020

OWNER'S VERBAL REQUEST ☒

RFI #:

CCD #:

DESCRIPTION: REMOVE & DISPOSE OFF FURNITURE (CHAIRS, DESKS & BOOKS) FROM 3 RELOCATABLE CLASSROOMS ON SITE.

(Contractor to provide detailed narrative of Change Order Request work, attach additional pages as required)

Subcontractor Costs (used when work is subcontracted)

Company	Description	Material	Labor	Totals
HN CONSTRUCTION SERVICES				

PLEASE FIND ENCLOSED OUR SUBCONTRACTOR'S
QUOTATION FOR THE ABOVE WORKS

\$ 3,200.-

Subtotals

\$ 3,200.-

Subcontractor OH and Profit (see GC's for %'s)

INCLUDED

Subcontractor Subtotal

\$ 3,200.-

Contractor OH and Profit (see GC's for 6%'s)

192.-

Subcontractor Total + Contractor Mark-up (Line 1)

\$ 3,392.-

Contractor Costs (used when work is self-performed)

Contractor	Description	Material	Labor	Totals

Subtotals

\$ 3,392.-

Contractor OH and Profit (15%)

Contractor Total + Contractor Mark-up (Line 2)

\$ 3,392.-

Bonding 3% (Line 3)

\$ 102.-

TOTAL COSTS FOR COP:

(Line 1 + Line 2 + Line 3)

ADD \$ 3,494.-

TOTAL TIME FOR COP:

CONTRACTOR: SHENK DEVELOPERS

Submitted by:

Date:

2/19/2020

HN CONSTRUCTION SERVICES

6676 Palo Verde Place
Rancho Cucamonga, CA 91739

Estimate

Date	Estimate #
2/19/2020	4256

Name / Address
Shenk Developers

Project			
Description	Qty	Rate	Total
Hamilton Elementary School Pasadena to remove all school materials chairs desks etc from inside the 3-24x40 classrooms installing at Hamilton ES and take them to dump site	1	3,200.00	3,200.00
Thank you for your business.		Total	\$3,200.00

SCHOOL NAME HAMILTON E.S.
PROJECT NAME INSTALLATION OF 3 PORTABLES
DISTRICT NAME PASADENA UNIFIED SCHOOL DISTRICT

Change Order Proposal

COP#: 03

Bid # C02-19/20
Architect: FLEWELLING & MOODY
Project Manager: CHRIS ZAZIRSKI
Contractor: SHENK DEVELOPERS

Date: 4/13/2020

RFI #:

CCD #:

DESCRIPTION: EXCAVATE DIRT & CONCRETE ENCASEMENT TO
EXPOSE (3) 2IN CONDUITS (BUILDING G) AS ADDITIONAL WORKS

(Contractor to provide detailed narrative of Change Order Request work, attach additional pages as required)

Subcontractor Costs (used when work is subcontracted)

Company	Description	Material	Labor	Totals
---------	-------------	----------	-------	--------

VENTURE SYSTEM GROUP

-PLEASE FIND ENCLOSED OUR ELECTRICAL
SUB-CONTRACTOR'S COST ANALYSIS FOR
THE ABOVE WORKS

\$2,321

Subtotals \$2,321

Subcontractor OH and Profit (see GC's for %'s) INCLUDED

Subcontractor Subtotal \$2,321

Contractor OH and Profit (see GC's for 6%'s) \$139

Subcontractor Total + Contractor Mark-up (Line 1) \$2,460

Contractor Costs (used when work is self-performed)

Contractor	Description	Material	Labor	Totals
------------	-------------	----------	-------	--------

Subtotals \$2,460

Contractor OH and Profit (15%)

Contractor Total + Contractor Mark-up (Line 2) \$2,460

Bonding 2% (Line 3) \$49

TOTAL COSTS FOR COP: \$2,509
(Line 1 + Line 2 + Line 3)

TOTAL TIME FOR COP:

CONTRACTOR: SHENK DEVELOPERS

Submitted by:

Date: 4/13/2020

COPIES 03 1/2



Venture System Group, Inc
14812 Calpella St.
La Mirada, CA 90638
CSL #1015732

Estimate

Date 4/10/2020
Estimate # 2568

Name / Address

Shenk Developers
210 North Central Ave.
Suite 225
Glendale, CA 91203

Ship To

Shenk Developers
210 North Central Ave.
Suite 225
Glendale, CA 91203

Terms Due on completion

Description	Qty	Rate	Total
CO#1 excavate dirt, concrete encasement to expose (3) 2-inch conduits (Bldg G)			
GRC 2-inch 90 degree sweep	3	19.58	58.74T
PW Labor - LA County Comm/Sys Installer	36	54.33	1,955.88
Schedule 40 PVC 2-inch Term Adaptor	3	1.20	3.60T
Overhead and profit (15%)	1	302.73	302.73

Subtotal \$2,320.95

Sales Tax (0.0%) \$0.00

Total \$2,320.95

Telephone (562) 447-7888

Fax (562) 941-8299

www.venturesystemsinc.com

**BOARD OF EDUCATION
PASADENA UNIFIED SCHOOL DISTRICT
PASADENA, CALIFORNIA**

Topic: APPROVAL TO ACCEPT AS COMPLETE SITE WORK & INSTALLATION OF MEP & LV CONNECTIONS FOR THE PORTABLE RESTROOM AT JOHN MUIR NORTH FIELD

RECOMMENDATION: The Governing Board of the Pasadena Unified School District approves to accept as complete Site Work & Installation of MEP & LV Connections for the Portable Restroom at John Muir High School North Field project and authorize staff to file the notice of completion with the County clerk's office.

Anticipated Effect on Student Outcomes: The project provides improvements to school facilities in support of 21st Century learning environments.

I. BACKGROUND

On January 9, 2020 the District issued a Notice to Proceed to The Nazerian Group for the Site Work & Installation of MEP & LV Connections for the Portable Restroom at John Muir High School North Field in the amount not to exceed \$52,614.00 (Fifty-Two Thousand, Six Hundred Fourteen dollars and zero cents).

II. STAFF ANALYSIS

District staff has determined that all of the work for the Site Work & Installation of MEP & LV Connections for the Portable Restroom at John Muir High School North Field has been performed and recommends that the Board of Education accept the work done by The Nazerian Group as complete. The Board is requested to authorize Facilities staff to file a Notice of Completion with the County Clerk's office for the completion of the Site Work & Installation of MEP & LV Connections for the Portable Restroom at John Muir High School North Field.

III. FISCAL IMPACT

The construction contract expenditures for the Site Work & Installation of MEP & LV Connections for the Portable Restroom at John Muir High School North Field were less than the contract and allowance, and did not exceed \$52,596.80 and are available in the John Muir High School 03 Modernization, Abatement & Kitchen Project Measure TT Account resulting in the new balance of \$4,998.01 in said account as of May 15, 2020.

Pasadena Unified School District
Board of Education Agenda: May 28, 2020
Submitted by: Nelson Cayabyab
Nelson Cayabyab, Chief Facilities Officer

Funding title / code:

Name: John Muir High School 03 Modernization, Abatement & Kitchen Project

String: 21.1-95051.0-00000-85000-6275-0820000

Approved:

Brian O. McDonald, Ed.D.
Superintendent

Originated by: Sam Maissian, Project Manager

MTT Central Admin Expenses

<u>Personnel</u>	2015-2016		2016-2017		2017-2018		2018-2019	
	FTE	Expenditures	FTE	Expenditures	FTE	Expenditures	FTE	Expenditures
Salaries								
Construction Specialists	2	73,540	3	202,935	3	213,675	2.7	178,740
Chief, Exec Secretaries, Gard. Supe	3.6	264,736	2.35	266,403	2.35	244,551	1.45	174,968
Accounting Staff	3.5	135,996	3.5	180,675	3.5	186,080	2	105,816
Overtime, Hourly, Extra		38,481		11,979		14,314		-
Total Salaries	9.1	512,753	8.85	661,992	8.85	658,620	6.15	459,524
Benefits								
All Benefits for above		202,495		285,519		299,143		225,940
Total Benefits		202,495		285,519		299,143		225,940
Total Personnel		715,248		947,510		957,763		685,464
<u>Supplies/Services/Capital Outlay</u>								
Supplies, Computers, Etc		19,345		15,180		12,731		4,284
Total Supplies		19,345		15,180		12,731		4,284
Services								
Mileage/Car Allowances		976		1,126		-		537
Travel/Conferences		9,680		6,720		-		38
Repairs (office related)				2,198		1,595		3,456
Copier Lease/Repair		4,843		2,000		2,567		
Sales and Use Tax Expense				7				
Security Patrol		32,500		11,625				
Misc Contracted Services		10,888		250				
Legal (AALR&R/Marderosian)		365,825		553,218		252,057		129,234
Computer Related Serv		5,214		4,303		20,299		
Consultant (B. Creim)		7,000		42,000				
Other Charges/Fees		780		819				
Postage/Fedex		224		231		338		562
Total Services		437,930		624,496		276,856		133,827
Capital Outlay								
Moving Expense				4,339				
Fac. Master Plan Dev.		278,008		127,457				
Document Related		7,540		3,881		82		455
Accountability Fees		21,963		105,000		600		20,000
Payroll Fees		27,000		27,000		21,750		21,750
MTT Auditor		11,545		11,752		12,150		10,500
Local Hire costs		101,164		117,716		1,413		1,152
Financial Advisor		2,425		3,850		3,850		3,850
Misc.		22,889		9,285		(5,000)		1,000
Equipment		28,006						
Owner's Reps		74,983		140,134		127,289		139,892
Total Capital Outlay		575,523		550,413		162,134		198,599
Total Non-Personnel		1,032,798		1,190,090		451,721		336,710
Grand Total		1,748,046		2,137,600		1,409,484		1,022,174

MTT Central Admin Expenses

<u>Personnel</u>	2019-2020		Exp + Encumb
	FTE	Budget	as of 4/13/20
Salaries			
Construction Specialists	2.7	216,209	115,634
Chief, Exec Secretaries, Gard. Supe	1.45	179,168	136,072
Accounting Staff	3	163,598	81,696
Overtime, Hourly, Extra		25,050	-
Total Salaries	7.15	584,025	333,402
Benefits			
All Benefits for above		301,465	168,806
Total Benefits		301,465	168,806
Total Personnel		885,490	502,208
 <u>Supplies/Services/Capital Outlay</u>			
Supplies, Computers, Etc		10,500	6,138
Total Supplies		10,500	6,138
Services			
Mileage/Car Allowances		2,500	700
Travel/Conferences			
Repairs (office related)		6,925	5,000
Copier Lease/Repair			
Sales and Use Tax Expense			
Security Patrol			
Misc Contracted Services			
Legal (AALR&R/Marderosian)		220,900	220,900
Computer Related Serv			
Consultant (B. Creim)			
Other Charges/Fees			
Postage/Fedex		2,000	944
Total Services		232,325	227,544
Capital Outlay			
Moving Expense			
Fac. Master Plan Dev.		6,820	3,400
Document Related		11,468	10,545
Accountability Fees		30,750	30,750
Payroll Fees		25,000	25,000
MTT Auditor		10,500	10,500
Local Hire costs		3,353	3,353
Financial Advisor		3,850	3,850
Misc.		874,398	
Equipment			
Owner's Reps		658,111	584,667
Total Capital Outlay		1,624,250	672,065
Total Non-Personnel		1,867,075	905,747
 Grand Total		 2,752,565	 1,407,955

Note: Personnel Salaries and Benefits are not encumbered so figures represent only spending to date.

Construction Status Report May 2020

School / Funds Source	Project's Scope of Work	Progress/issues May 2020	Project Phase	Date in Phase	May 2020 Report Expected date completion total project	Expected date completion total project	% of compl. May 2020	Project Mgr.	Architect	Contractor	Inspector
PHS Modernization Phase I 95075.0	Modernize the existing gyms and locker rooms.	Completion of punch list items and roof final coating.	Construction	Nov/28/2016	5/31/2020	typically 3-4 months after construction completion	99%	Sam Maissiam	F&M	The Nazerian Group	Donald B. Blayney
PHS Campus Identitiy 95080.0	Campus Identity/Curb appeal.	Project on hold	Construction Docs.		NA	NA	NA	Sam Maissiam	F&M	TBD	Donald B. Blayney
PHS Central Plant 95146.0.	Design-Build Central Chilled Water Plant	Design Phase by Enviser	Construction Docs.	Early March 2020	Summer 2021	typically 3-4 months after construction completion	0%	Sam Maissiam	Design-Build Southland		Ned Khachikian
PHS Modernization Phase II 95075.0	Student Toilet Room Accessibility Modernization (Phase II)	Demolition is on going	Construction	Apr/14/2020	Oct/11/2020	Oct/11/2020	5%	Sam Maissiam	F&M	The Nazerian Group	Donald B. Blayney
Field ES 95069.0/95069.1	Kinder and Primary area play structures and Rubber Surfacing.	Complete	Construction	Nov. 2019	5/15/2020	Late August 2020	100%	Sam Maissiam	In house	Dave Bang	Donald B. Blayney
Hamilton ES 95071.0	Installation of 3 portable classrooms	Complete	Construction	Feb/05/2020	5/15/2020	May 2020	100%	Sam Maissiam	F&M	Shenk Developers	Ned Khachikian

* Completed projects will not appear in next Construction Status Report Previous Reports available at www.pusd.us/Page/6819



Consolidated Budget Status by Fund

Budget status summary by Fund (thru 05/11/2020)

Budget vs. Commitments and Expenditures by Fund

Reconciliation Always in Progress

School Name - Project Name/Cost Group/Object Code	21.1 - GOB (Measure TT Series A)			Fund 21.1 - Analysis
	Budget	Commitments	Expenditures	UnCommitted Available Balance
Altadena Elementary School - COMPLETE: Addition of 3 Shade Structures (95022.0)				
	90,186.68	90,186.68	90,186.68	-
Altadena Elementary School - COMPLETE: Measure T E-Rate (95180.0)				
	88,087.51	88,087.51	88,087.51	-
Altadena Elementary School - Modernization Project (95068.0)				
	10,342,012.76	10,313,786.61	10,313,786.61	28,226.15
ALTADENA ELEM. TOTAL	10,520,286.95	10,492,060.80	10,492,060.80	28,226.15
Aveson Charter School (Noyes) - COMPLETE: Portable N Demolition Project (95029.0)				
	30,654.02	30,654.02	30,654.02	-
AVESON (NOYES) TOTAL	30,654.02	30,654.02	30,654.02	-
Blair High School - COMPLETE: Blair Middle School Campus (95001.0)				
	13,875,222.99	13,875,222.99	13,875,222.99	-
BLAIR MIDDLE TOTAL	13,875,222.99	13,875,222.99	13,875,222.99	-
Blair High School - 04A Modernization of Main Building (95056.0)				
	30,428,843.23	30,008,922.73	29,802,081.66	419,920.50
BLAIR HS - Blair HS Site Access Improvement (ADA) (95056.1)				
	120,713.13	120,713.13	51,285.26	-
Blair High School - 04b Track and Field (95005.0)				
	135,031.06	82,877.06	82,877.06	52,154.00
Blair High School - COMPLETE: Measure T E-Rate (95180.0)				
	428,676.92	428,676.92	428,676.92	-
Blair High School - COMPLETE: PROJECT CNLD - New 9th Grade Classroom				
	1,146,779.48	1,146,779.48	1,146,779.48	-
BLAIR HIGH SCHOOL TOTAL	32,260,043.82	31,787,969.32	31,511,700.38	472,074.50
Burbank Elementary School - COMPLETE: Electrical Panel Upgrade (95064.0)				
	87,602.70	87,602.70	87,602.70	-
Burbank Elementary School - COMPLETE: Renovation of Hodges (old 95140.0 merged				
	253,584.22	253,584.22	253,584.22	-
Burbank Elementary School - Lunch Shelter/Renovation (95131.0)				
	988,622.24	908,582.71	908,082.71	80,039.53
BURBANK ELEM. TOTAL	1,329,809.16	1,249,769.63	1,249,269.63	80,039.53
Career Technical - Career Technical Education Projects (95145.0)				
	2,682,999.99	2,682,999.99	2,682,999.99	-
Career Technical - COMPLETE: CTE KLRN TV (95145.0)				
	100,507.35	100,507.35	100,507.35	-
CAREER TECHNICAL TOTAL	2,783,507.34	2,783,507.34	2,783,507.34	-
Central Kitchen - COMPLETE: Culinary Academy/Kitchen Construction (9				
	1,238,928.12	1,238,928.12	1,238,928.12	-
CENTRAL KITCHEN TOTAL	1,238,928.12	1,238,928.12	1,238,928.12	-



Consolidated Budget Status by Fund

Budget status summary by Fund (thru 05/11/2020)

Budget vs. Commitments and Expenditures by Fund

Reconciliation Always in Progress

School Name - Project Name/Cost Group/Object Code	21.1 - GOB (Measure TT Series A)			Fund 21.1 - Analysis
	Budget	Commitments	Expenditures	UnCommitted Available Balance
Cleveland Elementary School - COMPLETE: Measure T E-Rate (95180.0)	113,292.17	113,292.17	113,292.17	-
Cleveland Elementary School - COMPLETE: New Classroom Wing (95031.0)	4,594,036.57	4,594,036.57	4,594,036.57	-
Cleveland Elementary School - Modernize Kitchen (95121.0)	109,335.22	109,335.22	109,335.22	-
Cleveland Elementary School - Student Safety Wall & Flooring Padding	8,506.22	8,506.22	8,506.22	-
CLEVELAND ELEM. TOTAL	4,825,170.18	4,825,170.18	4,825,170.18	-
District Service Center - Facilities Administration (95000.0)	16,772,110.33	15,453,933.58	14,874,521.73	1,318,176.75
DSC FACILITIES ADMIN TOTAL	16,772,110.33	15,453,933.58	14,874,521.73	1,318,176.75
District-Wide - COMPLETE: Bogen Clock Speaker System (95032.0)	1,436,404.96	1,436,404.96	1,436,404.96	-
District-Wide - COMPLETE: Energy Conservation Measures (95019.0)	4,993,051.65	4,993,051.65	4,993,051.65	-
District-Wide - COMPLETE: Exterior Improvements (95036.0)	33,772.42	33,772.42	33,772.42	-
District-Wide - COMPLETE: Technology Modifications (95144.0)	3,075,433.52	3,075,433.52	3,075,433.52	-
District-Wide - District-Wide I.T. Wireless Access Upgrade (95180.0)	3,000,000.00	3,000,000.00	2,527,826.73	-
District-Wide - DW - PRI 0 - Roofing (95135.0)	391,831.00	391,831.00	391,831.00	-
District-Wide - DW - PRI 0 - Windows (95136.0)	116,236.06	116,236.06	116,236.06	-
DISTRICT-WIDE PROJECTS	13,046,729.61	13,046,729.61	12,574,556.34	-
Don Benito Elementary School - 11 HVAC and Kitchen (95146.0)	301,432.51	296,432.51	263,321.51	5,000.00
Don Benito Elementary School - COMPLETE: Measure T E-Rate (95180.0)	147,678.83	147,678.83	147,678.83	-
Don Benito Elementary School - COMPLETE: Playground Structures (95043.0)	173,442.14	173,442.14	173,442.14	-
Don Benito Elementary School - Interim Housing (95181.0)	397,778.50	397,778.50	397,778.50	-
Don Benito Elementary School - New Admin Bldg (95097.0)	833,678.13	790,568.13	790,568.13	43,110.00
DON BENITO ELEM. TOTAL	1,854,010.11	1,805,900.11	1,772,789.11	48,110.00
Edison Elementary School - Edison ADA Upgrades (95143.0)	43,940.00	43,940.00	43,940.00	-
EDISON ELEMENTARY TOTAL	43,940.00	43,940.00	43,940.00	-



Consolidated Budget Status by Fund

Budget status summary by Fund (thru 05/11/2020)

Budget vs. Commitments and Expenditures by Fund

Reconciliation Always in Progress

School Name - Project Name/Cost Group/Object Code	21.1 - GOB (Measure TT Series A)			Fund 21.1 - Analysis
	Budget	Commitments	Expenditures	UnCommitted Available Balance
Eliot Middle School - 08 HVAC Upgrades (95146.0)	828,426.72	828,426.72	828,426.72	-
ELIOT MS CHILLED WATER PIPING CORR (95146.1) - ELIOT MS CHILLED WATER PIPING CORR (95146.1)	89,231.00	89,230.41	89,230.41	0.59
Eliot Middle School - Auditorium/Cafe Modernization (95015.0)	7,781,210.38	7,721,216.29	7,698,881.29	59,994.09
Eliot Middle School - COMPLETE: Career Technical Education (95145.0)	29,260.74	29,260.74	29,260.74	-
Eliot Middle School - COMPLETE: Field Bleacher Replacement & ADA Upgrade	92,834.58	92,834.58	92,834.58	-
Eliot Middle School - COMPLETE: Kitchen Modernization (95147.0)	6,000.00	6,000.00	6,000.00	-
Eliot Middle School - COMPLETE: Lunch Shelter (95034.0)	616,601.79	616,601.79	616,601.79	-
Eliot Middle School - COMPLETE: Measure T E-Rate (95180.0)	255,191.62	255,191.62	255,191.62	-
ELIOT MIDDLE TOTAL	9,698,756.83	9,638,762.15	9,616,427.15	59,994.68
Field Elementary School - COMPLETE: Measure T E-Rate (95180.0)	113,292.18	113,292.18	113,292.18	-
Field Elementary School - COMPLETE: Water Meter Separation (95106.0)	39,013.00	39,013.00	39,013.00	-
Field Elementary School - FIELD - Playground (95069.1)	377,131.00	333,100.89	231,901.29	44,030.11
Field Elementary School - Modernization (95069.0)	3,537,948.37	3,537,937.40	3,537,937.40	10.97
FIELD ELEMENTARY TOTAL	4,067,384.55	4,023,343.47	3,922,143.87	44,041.08
Franklin Elementary School - COMPLETE: Measure T E-Rate (95180.0)	172,885.61	172,885.61	172,885.61	-
Franklin Elementary School - COMPLETE: New Library/Shade Structure (95035.0)	593,077.61	593,077.61	593,077.61	-
Franklin Elementary School - Modernize Cafe/MPR/Windows (95066.0)	2,156,809.23	2,156,636.51	2,156,636.51	172.72
FRANKLIN ELEM. TOTAL	2,922,772.45	2,922,599.73	2,922,599.73	172.72
Hamilton Elementary School - COMPLETE: Measure T E-Rate (95180.0)	138,498.94	138,498.94	138,498.94	-
Hamilton Elementary School - COMPLETE: Water Meter Separation (95149.0)	56,828.16	56,828.16	56,828.16	-
Hamilton Elementary School - Modernization MPR/Café (95071.0)	4,463,870.83	4,456,193.79	4,424,129.18	7,677.04
HAMILTON ELEM. TOTAL	4,659,197.93	4,651,520.89	4,619,456.28	7,677.04



Consolidated Budget Status by Fund

Budget status summary by Fund (thru 05/11/2020)

Budget vs. Commitments and Expenditures by Fund

Reconciliation Always in Progress

School Name - Project Name/Cost Group/Object Code	21.1 - GOB (Measure TT Series A)			Fund 21.1 - Analysis
	Budget	Commitments	Expenditures	UnCommitted Available Balance
Jackson Elementary School - 13 Modernization / Parking Lot (95052.0)	4,673,944.43	4,661,307.80	4,661,307.80	12,636.63
Jackson Elementary School - COMPLETE: Measure T E-Rate (95180.0)	130,486.57	130,486.57	130,486.57	-
Jackson Elementary School - COMPLETE: Phase I Completed Projects (95020.0 / 95	192,367.95	192,367.95	192,367.95	-
JACKSON ELEM. TOTAL	4,996,798.95	4,984,162.32	4,984,162.32	12,636.63
Jefferson Elementary School - COMPLETE: Measure T E-Rate (95180.0)	156,860.82	156,860.82	156,860.82	-
Jefferson Elementary School - Modernization (95079.0)	911,596.69	911,595.69	911,595.69	1.00
Jefferson Elementary School - New Child Care Center (95073.0)	332,170.84	332,170.84	332,170.84	-
JEFFERSON ELEM. TOTAL	1,400,628.35	1,400,627.35	1,400,627.35	1.00
John Muir High School - 03a Modernization, Abatement & Kitchen (95051.0)	30,989,477.52	30,006,702.72	29,953,800.47	982,774.80
John Muir High School - 03b Black Box Theater Project (95183.0)	3,713,816.89	3,690,813.44	3,690,813.44	23,003.45
John Muir High School - 03c Bldg D Accessibility (95812.0)	356,725.69	347,235.63	338,943.00	9,490.06
John Muir High School - COMPLETE: Artificial Surface Field & Track (95004.	1,518,979.69	1,518,979.69	1,518,979.69	-
John Muir High School - COMPLETE: Building G & L Window Replacement (95125	404,282.08	404,282.08	404,282.08	-
John Muir High School - COMPLETE: Career Technical Education (95145.0)	90,595.99	90,595.99	90,595.99	-
John Muir High School - COMPLETE: Kitchen Moderniation (95154.0)	6,000.00	6,000.00	6,000.00	-
John Muir High School - COMPLETE: Measure T E-Rate (95180.0)	555,841.99	555,841.99	555,841.99	-
John Muir High School - COMPLETE: Security System (95132.0)	159,784.88	159,784.88	159,784.88	-
John Muir High School - Culinary Arts Project (95184.0)	20,765.90	20,765.90	20,765.90	-
JOHN MUIR HIGH TOTAL	37,816,270.63	36,801,002.32	36,739,807.44	1,015,268.31
Linda Vista Elementary School - COMPLETE: Interior Structural Cleanup (95014.0)	39,580.00	39,580.00	39,580.00	-
Linda Vista Elementary School - Modernization (95188.0)	137,249.93	137,249.93	137,249.93	-
LINDA VISTA ELEM. TOTAL	176,829.93	176,829.93	176,829.93	-



Consolidated Budget Status by Fund

Budget status summary by Fund (thru 05/11/2020)

Budget vs. Commitments and Expenditures by Fund

Reconciliation Always in Progress

School Name - Project Name/Cost Group/Object Code	21.1 - GOB (Measure TT Series A)			Fund 21.1 - Analysis
	Budget	Commitments	Expenditures	UnCommitted Available Balance
Loma Alta Elementary School - COMPLETE: Measure T E-Rate (95180.0)				
	63,646.67	63,646.67	63,646.67	-
Loma Alta Elementary School - COMPLETE: Modernization Project (95033.0)				
	171,002.21	171,002.21	171,002.21	-
Loma Alta Elementary School - COMPLETE: Pre K conversion & Fire sprinkler enclos				
	181,497.21	181,497.21	181,497.21	-
Loma Alta Elementary School - COMPLETE: Retaining Wall & Street Improvements (95				
	1,013,582.76	1,013,582.76	1,013,582.76	-
Loma Alta Elementary School - COMPLETE: Water Meter Separation (95101.0)				
	27,355.16	27,355.16	27,355.16	-
LOMA ALTA ELEM. TOTAL	1,457,084.01	1,457,084.01	1,457,084.01	-
Longfellow Elementary School - 10 HVAC Upgrades (95146.0)				
	2,426,755.77	2,333,713.71	2,320,755.71	93,042.06
Longfellow Elementary School - COMPLETE: Child Care Center (95061.0)				
	300,502.84	300,502.84	300,502.84	-
Longfellow Elementary School - COMPLETE: Measure T E-Rate (95180.0)				
	130,357.77	130,357.77	130,357.77	-
Longfellow Elementary School - New Kitchen Bldg/Lunch Shelter/Auditorium (95050.0)				
	1,493,628.61	1,474,883.05	1,340,458.10	18,745.56
LONGFELLOW ELEM. TOTAL	4,351,244.99	4,239,457.37	4,092,074.42	111,787.62
Madison Elementary School - Bldg A & Auditorium Renovation (95010.0)				
	596,258.65	596,258.65	596,258.65	-
Madison Elementary School - COMPLETE: Measure T E-Rate (95180.0)				
	96,099.91	96,099.91	96,099.91	-
Madison Elementary School - COMPLETE: Window Replacement (95084.0)				
	858,783.51	858,783.51	858,783.51	-
Madison Elementary School - Kitchen Modernization (95048.0)				
	309,395.82	309,395.82	309,395.82	-
Madison Elementary School - Modernization (95063.0)				
	4,109,419.32	4,109,418.68	4,109,418.68	0.64
MADISON ELEM. TOTAL	5,969,957.21	5,969,956.57	5,969,956.57	0.64
Marshall Fundamental Secondary School - 09 HVAC Upgrades (95146.0)				
	982,595.20	982,594.80	982,594.80	0.40
Marshall Fundamental Secondary School - COMPLETE: Career Technical Education (95145.0)				
	850.00	850.00	850.00	-
Marshall Fundamental Secondary School - COMPLETE: Electrical Upgrades (95091.0)				
	352,698.24	352,698.24	352,698.24	-
Marshall Fundamental Secondary School - COMPLETE: Library Modernization & Site Improvement				
	1,760,215.41	1,760,215.41	1,760,215.41	-
Marshall Fundamental Secondary School - COMPLETE: Measure T E-Rate (95180.0)				
	428,191.61	428,191.61	428,191.61	-
Marshall Fundamental Secondary School - COMPLETE: Water Meter Separation (95103.0)				
	21,090.00	21,090.00	21,090.00	-



Consolidated Budget Status by Fund

Budget status summary by Fund (thru 05/11/2020)

Budget vs. Commitments and Expenditures by Fund

Reconciliation Always in Progress

School Name - Project Name/Cost Group/Object Code	21.1 - GOB (Measure TT Series A)			Fund 21.1 - Analysis
	Budget	Commitments	Expenditures	UnCommitted Available Balance
Marshall Fundamental Secondary School - COMPLETE: Window Replacement (95094.0)	1,767,862.04	1,767,862.04	1,767,862.04	-
Marshall Fundamental Secondary School - Old Gym Renovation Project (95185.0)	1,333,706.39	1,333,706.39	1,333,706.39	-
Marshall Fundamental Secondary School - Sports Complex (95049.0)	12,691,787.69	12,691,787.24	12,691,787.24	0.45
MARSHALL FUNDAMENTAL	19,338,996.58	19,338,995.73	19,338,995.73	0.85
Mckinley Elementary School - COMPLETE: Career Technical Education (95145.0)	51,619.06	51,619.06	51,619.06	-
McKinley Elementary School - COMPLETE: Measure T E-Rate (95180.0)	188,408.86	188,408.86	188,408.86	-
McKinley Elementary School - COMPLETE: Water Meter Separation (95159.0)	112,484.66	112,484.66	112,484.66	-
McKinley Elementary School - Phase I New Construction (95046.0)	20,006,669.60	20,006,669.60	20,006,669.60	-
McKinley Elementary School - Phase II Modernization (95123.0)	1,463,180.61	878,975.86	868,395.61	584,204.75
MCKINLEY K-8 TOTAL	21,822,362.79	21,238,158.04	21,227,577.79	584,204.75
Norma Coombs Elementary - 05a New CR Wing & Admin Bldg (95133.0)	10,439,825.31	10,435,792.71	10,433,692.75	4,032.60
Norma Coombs Elementary - 05b Central Plant Replacement (95146.0)	1,369,741.69	1,358,169.69	1,358,169.69	11,572.00
Norma Coombs Elementary - COMPLETE: Measure T E-Rate (95180.0)	146,511.31	146,511.31	146,511.31	-
Norma Coombs Elementary - COMPLETE: Shade Structures/Field Renovation (95021)	75,714.95	75,714.95	75,714.95	-
Norma Coombs Elementary - COMPLETE: Water Meter Separation (95116.0)	21,400.00	21,400.00	21,400.00	-
NORMA COOMBS TOTAL	12,053,193.26	12,037,588.66	12,035,488.70	15,604.60
Pasadena High School - 02a Modernize Gymnasium Complex (95075.0)	20,798,855.80	19,108,827.25	18,551,126.17	1,690,028.55
Pasadena High School - 02c ADA Upgrade (DSA) (95074.0)	734,436.76	570,735.33	495,883.34	163,701.43
Pasadena High School - Central Chilled Water Plant Project (95146.0)	1,171,649.00	-	-	1,171,649.00
Pasadena High School - COMPLETE: Artificial Track & Field (95005.0)	1,276,356.16	1,276,356.16	1,276,356.16	-
Pasadena High School - COMPLETE: Career Technical Education (95145.0)	116,593.12	116,593.12	116,593.12	-
Pasadena High School - COMPLETE: Drainage at Fields (95006.0)	620,576.58	620,576.58	620,576.58	-
Pasadena High School - COMPLETE: Fire Alarm Corrections (95161.0)	36,004.90	36,004.90	36,004.90	-



Consolidated Budget Status by Fund

Budget status summary by Fund (thru 05/11/2020)

Budget vs. Commitments and Expenditures by Fund

Reconciliation Always in Progress

School Name - Project Name/Cost Group/Object Code	21.1 - GOB (Measure TT Series A)			Fund 21.1 - Analysis
	Budget	Commitments	Expenditures	UnCommitted Available Balance
Pasadena High School - COMPLETE: Measure T E-Rate (95180.0)				
	644,227.38	644,227.38	644,227.38	-
Pasadena High School - Kitchen Project (95139.0)				
	287,321.43	287,321.43	287,321.43	-
Pasadena High School - Security System Upgrades (95117.0)				
	248,424.26	248,424.26	248,424.26	-
Pasadena High School (Phase 2) - 02d Campus Upgrds/Restrooms Upgrades (95119.0)				
	3,307,696.33	3,160,628.26	2,036,048.90	147,068.07
Pasadena High School (Phase 3) - 02b Campus Appearance/Identity (95080.0)				
	1,790,880.84	176,482.76	148,298.39	1,614,398.08
PASADENA HIGH TOTAL	31,033,022.56	26,246,177.43	24,460,860.63	4,786,845.13
Roosevelt Elementary School - 12 Multi-purpose Facility (95025.0)				
	1,831,606.70	1,831,606.70	1,831,606.70	-
Roosevelt Elementary School - COMPLETE: Auto Door Openers (95062.0)				
	98,843.78	98,843.78	98,843.78	-
Roosevelt Elementary School - COMPLETE: Measure T E-Rate (95180.0)				
	96,099.91	96,099.91	96,099.91	-
ROOSEVELT ELEM. TOTAL	2,026,550.39	2,026,550.39	2,026,550.39	-
Rose City High School - 07 Modification (95170.0)				
	467,069.45	454,658.67	454,658.67	12,410.78
Rose City High School - COMPLETE: Career Technical Education (95145.0)				
	232,607.50	232,607.50	232,607.50	-
Rose City High School - COMPLETE: Measure T E-Rate (95180.0)				
	134,492.76	134,492.76	134,492.76	-
ROSE CITY HIGH TOTAL	834,169.71	821,758.93	821,758.93	12,410.78
San Rafael Elementary School - COMPLETE: Measure T E-Rate (95180.0)				
	94,930.29	94,930.29	94,930.29	-
San Rafael Elementary School - COMPLETE: Phase I (95011.0/17.0)				
	169,380.03	169,380.03	169,380.03	-
San Rafael Elementary School - Modernization (95030.0)				
	1,894,127.72	1,893,431.08	1,893,431.08	696.64
SAN RAFAEL ELEM. TOTAL	2,158,438.04	2,157,741.40	2,157,741.40	696.64
Sierra Madre Elementary School - 06 Phase II Upgrades (95126.0)				
	764,252.53	756,812.03	756,812.03	7,440.50
Sierra Madre Elementary School - COMPLETE: Phase I - New Permanent Classroom Buildi				
	4,074,221.47	4,074,221.47	4,074,221.47	-
SIERRA MADRE ES TOTAL	4,838,474.00	4,831,033.50	4,831,033.50	7,440.50



Consolidated Budget Status by Fund

Budget status summary by Fund (thru 05/11/2020)

Budget vs. Commitments and Expenditures by Fund

Reconciliation Always in Progress

School Name - Project Name/Cost Group/Object Code	21.1 - GOB (Measure TT Series A)			Fund 21.1 - Analysis
	Budget	Commitments	Expenditures	UnCommitted Available Balance
Sierra Madre Middle School - COMPLETE: Career Technical Education (95145.0)				
	38,112.52	38,112.52	38,112.52	-
Sierra Madre Middle School - COMPLETE: Measure T E-Rate (95180.0)				
	299,998.22	299,998.22	299,998.22	-
Sierra Madre Middle School - New MS Campus (95038.0)				
	38,354,555.25	38,355,219.09	38,278,554.09	(663.84)
SIERRA MADRE MS TOTAL	38,692,665.99	38,693,329.83	38,616,664.83	(663.84)
Washington Accelerated Elementary School - 01 New Classroom/MPR Bldg (95045.0)				
	20,428,147.45	20,296,305.61	20,239,939.64	131,841.84
Washington Accelerated Elementary School - Campus Improvements - Measure Y				
	5,631.10	5,631.10	5,631.10	-
Washington Accelerated Elementary School - COMPLETE: Measure T E-Rate (95180.0)				
	251,858.05	251,858.05	251,858.05	-
Washington Accelerated Elementary School - New Child Care Center (95067.0)				
	602,146.73	118,746.73	118,746.73	483,400.00
WASHINGTON ES TOTAL	21,287,783.33	20,672,541.49	20,616,175.52	615,241.84
Washington Middle School - COMPLETE: Career Technical Education (95145.0)				
	34,572.45	34,572.45	34,572.45	-
Washington Middle School - COMPLETE: Measure T E-Rate 95180.0				
	261,489.20	261,489.20	261,489.20	-
Washington Middle School - New Constr. & Mod. (95081.0)				
	16,664,529.61	16,271,968.04	16,141,487.73	392,561.57
WASHINGTON MS TOTAL	16,960,591.26	16,568,029.69	16,437,549.38	392,561.57
Webster Elementary School - Aud/AdminBldg/Kitchen/Playground (95047.0)				
	2,187,027.47	2,181,512.87	2,181,332.87	5,514.60
Webster Elementary School - COMPLETE: Kitchen Modernization (95083.0)				
	19,858.31	19,858.31	19,858.31	0.00
Webster Elementary School - COMPLETE: Measure T E-Rate 95180.0				
	139,666.47	139,666.47	139,666.47	-
Webster Elementary School - COMPLETE: Preschool Shade Structure (95105.0)				
	132,613.44	132,613.44	132,613.44	-
WEBSTER ELEM. TOTAL	2,479,165.69	2,473,651.09	2,473,471.09	5,514.60
Willard Elementary School - COMPLETE: Exterior Upgrade & Window Replacement (9				
	711,112.84	711,112.84	711,112.84	-
Willard Elementary School - COMPLETE: Field Installation/Irrigation & Demo (95				
	156,605.57	156,605.57	156,605.57	-
Willard Elementary School - COMPLETE: Multi-Use Room (95002.0)				
	428,811.30	428,811.30	428,811.30	-
Willard Elementary School - COMPLETE: Power & Fire Alarm Upgrade (95065.0)				
	393,697.75	393,697.75	393,697.75	-
Willard Elementary School - COMPLETE: Water Meter Separation (95108.0)				
	47,115.00	47,115.00	47,115.00	-




Consolidated Budget Status by Fund

Budget status summary by Fund (thru 05/11/2020)

Budget vs. Commitments and Expenditures by Fund

Reconciliation Always in Progress

School Name - Project Name/Cost Group/Object Code	21.1 - GOB (Measure TT Series A)			Fund 21.1 - Analysis
	Budget	Commitments	Expenditures	UnCommitted Available Balance
Willard Elementary School - HVAC Upgrades (95187.0)				
	297,217.01	297,217.01	297,217.01	-
Willard Elementary School - Kinder and Pre-K Complex (95115.0)				
	4,143,768.10	4,138,008.97	4,138,008.97	5,759.13
WILLARD ELEM. TOTAL	6,178,327.57	6,172,568.44	6,172,568.44	5,759.13
Wilson Middle School - COMPLETE: Classroom Demolition (95028.0)				
	72,421.36	72,421.36	72,421.36	-
Wilson Middle School - COMPLETE: Painting & Window Replacement (95009.0)				
	618,777.08	618,777.08	618,777.08	-
Wilson Middle School - COMPLETE: Water Meter Separation (95109.0)				
	79,225.00	79,225.00	79,225.00	-
Wilson Middle School - Gym/Locker RM Courtyard Mod (95113.0)				
	5,036,321.14	5,036,321.14	5,036,321.14	-
Wilson Middle School - Interim Housing (95181.0)				
	7,400.00	7,400.00	7,400.00	-
WILSON MIDDLE TOTAL	5,814,144.58	5,814,144.58	5,814,144.58	-
Totals	361,615,224.21	351,991,401.01	348,204,070.62	9,623,823.20
<i>Hard Cost Grand Total</i>	77%	272,174,998.15	270,213,137.50	
<i>Soft Cost Grand Total</i>	23%	79,816,402.86	77,990,933.12	



Pasadena Unified School District

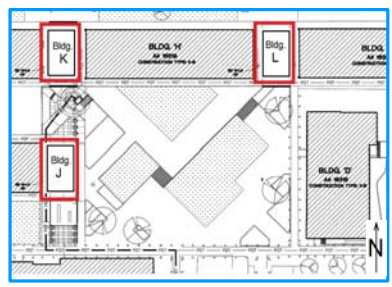
Pictures of Facilities Department Partial Active Projects

May, 2020

Pasadena HS


Toilet Room Modernization Bldgs. J, K, L

Work sites



May 2020

[Return to projects list](#)



Pasadena Unified School District

Active Project List

[Field ES](#)

[Pasadena HS](#)


5/27/2020

Pasadena HS

Toilet Room Modernization Bldgs. J, K, L

Demolition

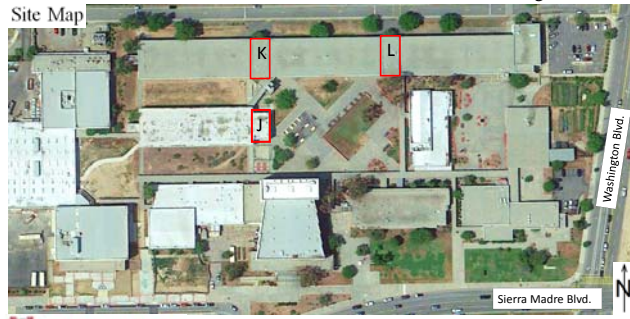
May 2020



[Return to projects list](#)

Pasadena HS - Toilet Room Modernization - Bldgs. J, K, L

Site Map




May 2020

Pasadena HS

Toilet Room Modernization Bldgs. J, K, L

Demolition

May 2020



[Return to projects list](#)

